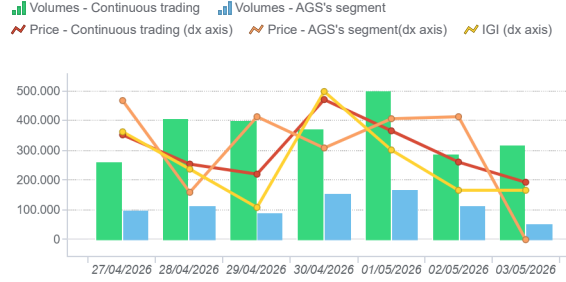


Day-Ahead Gas Market (MGP-GAS)

	Average price (€/MWh)	Change Price	Minimum price	Maximum price	Total Volumes (MWh)	Volumes change	Daily product	WE Product	WD Product
Continuous trading	45,19	3,6%	42,10	47,46	2.526.288	12,5%	2.220.912	305.376	0
AGS's segment	45,29	3,3%	43,20	46,35	778.944	61,5%	778.944		0

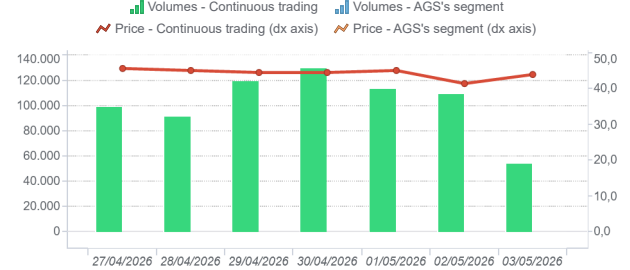
MGP - Volumes (MWh) and Price (€/MWh)



Intra-Day Gas Market (MI-GAS)

	Average price (€/MWh)	Change Price	Minimum price	Maximum price	Total Volumes (MWh)	Volumes change	Purchases SRG (MWh)	Sales SRG (MWh)
Continuous trading	44,43	2,5%	40,20	46,25	713.424	19,8%		
AGS's segment	-	-	-	-	-	-	-	-

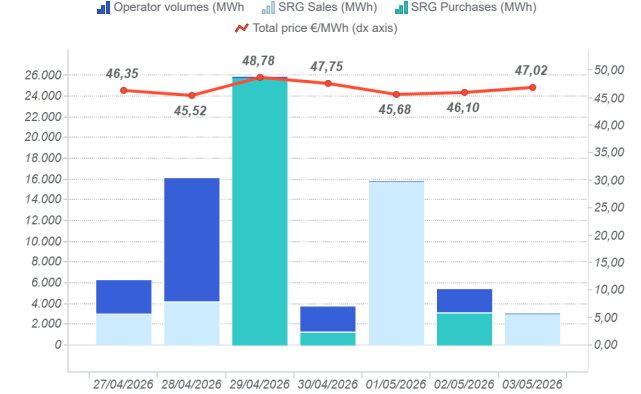
MI - Volumes (MWh) and Price (€/MWh)



Market for the trading of gas stored (MGS-GAS)

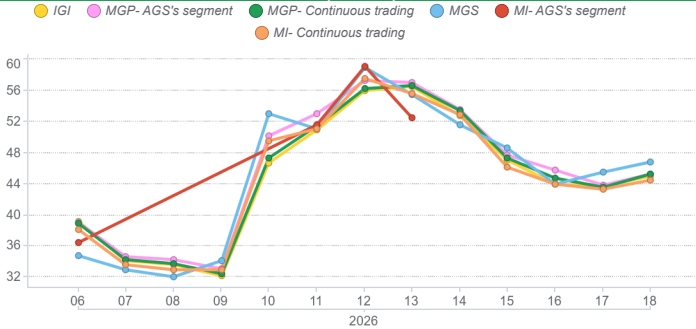
	Week 17	Week 18
Price €/MWh (1)		
Stogit	45,48	46,74
Stogit Adriatica		
Total	45,48	46,74
Volumes MWh		
Stogit	136.746	75.740
Stogit Adriatica	0	0
Totale	136.746	75.740
SRG. Activity MWh		
Purchases	34.428	29.939
Balancing (2)	34.428	29.939
Other purchases (3)		
Sales	29.868	25.561
Balancing (2)	29.868	25.561
Other purchases (3)		

Market for the trading of gas stored (MGS-GAS)

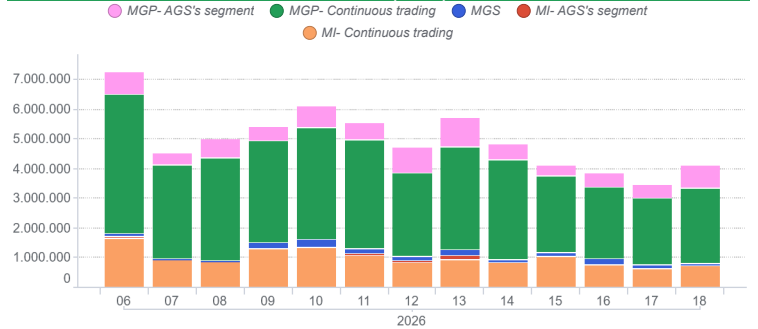


1) The Total price is calculated as a weighted average price for the total volumes exchanged in each storage system.
 2) To securely manage any expected deviations between overall network injections and withdrawals pursuant to Art. 2.5 of Annex A, AEEGSI's Resolution 312/2016/R/gas
 3) Stored gas trades by Snam Rete Gas (SRG) not included in "Balancing"

Prices (€/MWh)



Volumes (MWh)



Forward Gas Market (MT-GAS)

Prodotto	Minimum price (€/MWh)	Maximum price (€/MWh)	Check price*	Check price change (%)	Trades	Volumes (MWh/g)	OTC Registrations	OTC Volumes	Volumes Tot	Change %	Open position (MWh)*	Open position (MWh/g)*
M-2026-05			44,68	0,0%	0,00	0,00	0,00	0,00	0,00	0,0%	0,00	0,00
M-2026-06			46,97	0,0%	0,00	0,00	0,00	0,00	0,00	0,0%	0,00	0,00
M-2026-07			46,09	0,0%	0,00	0,00	0,00	0,00	0,00	0,0%	0,00	0,00
Q-2026-03			46,25	0,0%	0,00	0,00	0,00	0,00	0,00	0,0%	0,00	0,00
Q-2026-04			44,56	0,0%	0,00	0,00	0,00	0,00	0,00	0,0%	0,00	0,00
Q-2027-01			45,47	0,0%	0,00	0,00	0,00	0,00	0,00	0,0%	0,00	0,00
Q-2027-02			38,03	0,0%	0,00	0,00	0,00	0,00	0,00	0,0%	0,00	0,00
WS-2026/2027			46,15	0,0%	0,00	0,00	0,00	0,00	0,00	0,0%	0,00	0,00
CY-2027			38,67	0,0%	0,00	0,00	0,00	0,00	0,00	0,0%	0,00	0,00
SS-2027			37,47	0,0%	0,00	0,00	0,00	0,00	0,00	0,0%	0,00	0,00
BoM-2026-05			44,59	0,0%	0,00	0,00	0,00	0,00	0,00	0,0%	0,00	0,00
M-2026-08			48,64	0,0%	0,00	0,00	0,00	0,00	0,00	0,0%	0,00	0,00

*Referred to the last session of the week